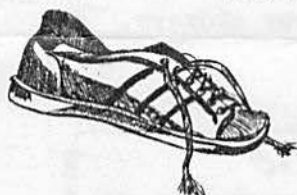


MARCH NEWSLETTER



As we go into the month of March, we have some real exciting news to pass along to you all. On February 19th, the first official meeting

of the Glenside Z-80 Group took place. Some of you might be saying, "What's so exciting about this!" Well, the Glenside Z-80 Group (GZG) is an off spring of the Glenside Color Computer Club (GCCC). That's right, the computer that allot of people said was nothing more then a toy assisted in forming a group for a computer that was considered THE BUSINESS COMPUTER not so long ago. The reason GCCC was involved in forming a Z-80 group is quite simple. A number of our CoCo members own either a Radio Shack Model 1,2,3,4 or 4P computer and all felt that while these computers are not on the cutting edge of todays technology, they are still a very workable and useable computer. Because RS/Tandy has put most of their computer eggs into the MS-DOS basket, new or up-graded software and hardware for the Z-80 systems has to be found from outside sources. As we ALL know, this can be a very lonely trip to take alone. Thus the reason to assist in forming the Glenside Z-80 Group! For the time being, GZG will share the pages of this newsletter to pass along information to their members and announce upcoming events. With the up-start of GZG, the Glenside U'. computer network will only become stronger.. That my friends is real exciting!

As of this mailing, eight (count'em 8) NEW MEMBERS have joined the growing Glenside family. That makes 20 new members since the start of the new year! I would like to welcome each and every new member. I know your input and special needs will help to keep Glenside at it's very best.

With the Chicago RAINBOWfest right around the corner (April 10-12), don't forget to place your ticket(s) order. You can do so by calling me, Ed Hathaway at 462-0694. If you want or are planning on attending the CoCo Community Breakfast, you need to order your ticket(s) in advance... SO CALL!

Speaking about calls, I feel that I must say this in a public forum. When you call me with a problem or question, please do not get offended if I give you another name and number to call. I do not have ALL the answers and by telling you to call someone else, you will get an answer or have your problem solved much faster. With a membership base that exceeds 100, the name and number I pass along will put you in touch with the expert(s) in that field. In addition, if I'm not home when you call, PLEASE let my wife or our baby-sitter know your last name... There are quite a few Tom's, David's etc. and without a last name, you run a good chance not getting a return call... Thanks. Closing out this Call Chapter, PLEASE when you call, try to do so before 9:30 pm on weeknights. Believe me, I enjoy getting your calls and talking CoCo with you all. Allot of the conversation and suggestions you bring up usually end up as a Newsletter article or a product presentation at our meetings. Everyone benefits form this kind of open exchange of information. However, between 9:30 and 10:30pm is a very special hour I try to set aside for pleasure reading. Robert Ludlum, Charles Dickens or Louis L'Amour just can't wait to take my imagination to another time and place. I hope you all understand and thanks in advance for your cooperation.

See you all in March.



THE GLENSIDE Z-80 GROUP

by Joe Register

I have some very important news to pass along this month. It's finally official, the Glenside User Group has an official SIG (Special Interest Group) in operation! The Z80 SIG had it's first meeting in February and it promises to be a great group. There were Model 1, 3 & 4 owners in attendance, representing the wide base this group will support. We intend to provide support for all these Tandy machines, as well as any other Z80 computer owner that wishes to join. Since this is a SIG operating within the Glenside User Group, there are no additional dues required for membership. So if any of our CoCo brethern would like to join us and see what the venerable Z80 can do, please feel free to drop by, we'd enjoy your company. I'd like to thank James Mackay for providing his home in Wheaton as a temporary meeting place until the SIG can find a more permanent home. We meet the THIRD Thursday of the month, and if anyone in our club would like to attend or knows of a Z80 computer owner wishing to attend, give me a call. March's meeting will be the 19th. and there will be a demonstration of the PROFILE III+ database program.

I felt last month's Glenside Color Computer meeting was a great kickoff to the idea of SIGs within our parent group. Everyone seemed to enjoy gravitating to all the different exhibits and spending time learning more about applications which interested them most. Since I was designated cameraman I didn't have the opportunity to talk much with Ken Johnson about his latest creation, a CoCo in a Model III case! Now there's recycling for you. When I bought my Model III, it was over \$2300.00 and the last thing I would have thought about doing was gutting one and installing a \$600.00 CoCo computer mainboard. Boy, how times change.

But the idea of one computer acting as a host to another, all within the same cabinet, is an intriguing concept. With the advent of the new SBCc (Single Board Computers) this can be a very simple reality. Some are MSDOS based 8088 and 80186s, others are Z80 or HD64180s running CPM and ZCPR3, while others use 6809 and 68000s which run OS9 or FLEX. These boards can darn near let you have your cake & eat it too! All these boards mount on the top of a floppy drive and some of them are really complete systems. They include serial & parallel ports, floppy & hard disk support, and some even offer super color graphics cards with incredible resolution. The prices

are reasonable, ranging from less than \$150.00 to \$600.00, topping out at \$900.00 for super-high res graphics system. The kicker is, these board require a case, power supply and a terminal to get them up & running. Guess where you can get all that very reasonably.

It's no secret there are some great deals on used Model III & IVs nowadays, witness Ken's latest aquisition, and I can't think of a better use for all that extra cabinet space than a SBC tucked away inside. If your lucky enough to find a good running Model IV you already have CPM and TRSDOS 6.2 capability. Add a 8088 SBC and you can run all that MSDOS stuff you think you need. Just replace the two full-height single sided drives with four half-heights and each computer has 700,000+ of floppy storage. If

*...the idea of one
computer acting as a
host to another, all
within the same
cabinet, is an
intriguing concept.*

you can afford a hard drive, install the SBC with a hard drive & one floppy and you've really got it made. You can still use two external floppys and a hard drive with the four, if you feel the need. Install a switch between the serial ports of the IV and the SBC and the IV can act as the terminal for the onboard computer. That's one heck of a lot of computing power and a very compact installation.

Now you can see why those of us in Z80-Land are not quite ready to dump our tried and true machines for todays latest models. With a little ingenuity, some solder and a lot of imagination, these old workhorses still have a few good years in them. Sure, we'll take the new, we just won't give up the old.

Joe Register is a tire replenishment buyer for a large Chicago based merchandiser. Joe owns a TRS-80 Model 3 & 4 and a Color Computer 2 & 3. He also uses a MS-DOS based mainframe at his place of business. Joe is President of Glenside's Z-80 S.I.G. and a Board of Director for G.C.C.C.

THE GLENSIDE COCORAMA BBS

by David Barnes - SYSOP

This article is based on a suggestion from Ed Hathaway. We decided to have an 'Ask the SysOp' question and answer session with our readers.

There are several questions that come to mind when a new user (especially one not familiar with BBS') use our system.

USER: How do I go about leaving a message to another user?

SYSOP: From the main menu, you will find the <L>eave message option. This command will take you into the E-Mail, electronic mail, section of the BBS. You will then be prompted for a users name or ALL so it maybe read by all users. Also you will see <C/R>=Abort>, if you change your mind about the message, just hit your carriage return or enter. Next you will be asked for the title of your message. Enter anything that might catch a user's eye if he/she is scanning through the message base. You will then be prompted for a category for the message, there are three categories now being used on the system. They are; <C>oCo, <G>lenside and <Z>80. After you specify a category, you will then be prompted whether you want the message to be public or private. After all of the information is intact, you will then have ten lines of sixty three characters per line. If you exceed the sixty three characters, the BBS will reformat the lines to sixty three characters or less, due to the word wrap feature involved. However, if you enter more than two hundred and fifty five characters the BBS will lock up. This is due to the fact that BASIC can only except 255 characters per line input. If this seems to be the problem, merely hit enter and the lines will be re-formatted and you will find yourself at a new line number and ready to continue. After 10 lines have been reached, you must decide whether to save the message or abort it. I strongly recommend that you list your messages before saving them to the disks. This way if any mistakes in spelling or grammar are discovered, you can use the EDIT feature of the BBS. While editing, you will have 3 features: <R>eplace - this option allows you to replace an entire line if you wish to, <E>DIT - this will allow you to edit a word or a phrase. While using this mode you will be prompted for a search string, after that is entered you will be asked for a replacement string. Finally the <L>eave option allows you to leave the line just as it was without any editing. If your message requires more than 10 lines, after the save

option has been used, you will be prompted to continue the message. Answering yes to the prompt will place the header on the message for you exactly as it was typed in before, thus saving you time on the system. USER: When I logon I don't see any downloads, how come?

SYSOP: The downloads are in another section of the BBS. Pressing <D>ownloads in the main menu will take you to the downloads. After displaying the headers of the download categories, you will be prompted for a category. After you have made your choice, you will be greeted with the information title for the section. Then you will be prompted for <T>op, <E>xit, <D>eart, <M>enu, or <F>ile #. At this point pressing <M>enu will display the files in that database. A new feature has been added to maximize time for the users. When the menu is listed to your terminal, you will see only the names of the files. If you need information on the files, please specify 1 <ENTER> at the prompt mentioned above. Then <L>ist the file and it will describe the files in the databases for you. If you wish to download the files, enter the file number at the prompt, no carriage return is necessary. You will see the reply 'Searching' on your terminal. After the file has been found, it will tell you an approximate download time and the number of bytes and blocks the file has. You will then be prompted for a download method. <L>ist will allow most 'DUMB' terminals to open and close their buffers manually so the file may be accessed. The <D>ownload method will open and close your terminal's buffer for you, however your terminal must support this feature. The <C>FT method is for Colorcom/E users only. The <X>modem is the preferred method if your terminal has this feature. If Xmodem is used, you must know how to start the receive from your end. Next is <T>imelist, this is similar to the <L>ist option but allows you 5 seconds before it lists the program, this will allow you more time to open and close your buffer. The <A>abort option returns you to the file prompt. Note: You will not be able to <L>ist any ML file.

USER: I have tried to use Xmodem for downloading, but after a few blocks have been transferred, the system seems to lock up.

SYSOP: Go to the <P>arameters section in the main menu and re-configure your system according to the questions asked.

USER: After downloading, I save my program to disk and when I return to the

Continued on Page 4

communications mode of my terminal program I don't see anything. When I press a key all I get is '?'.

SYSOP: This is because the BBS is waiting for you to press certain keys. When you saved your program the BBS printed the prompt string for you, but because you were in the disk or cassette option of the terminal program you were unable to see it. Simply pressing '?' will cause the BBS to re-prompt you.

USER: I have not used the system in a few months, what is the best way to read the messages that are new to me or to find out what is new on the BBS?

SYSOP: Shame on you for not calling more often! By using the <N>ew reply on the message base, you will see all new messages on the system which are public or the private messages left to you since your last visit. You will not be able to read private messages unless they have been left to or from you. The <U>update section in the <D>ownload menu will advise you of any new changes in the system.

USER: When I logged on the previous time, I noticed that there were 35 new messages, but I was not able to read any of them using the <N>ew command. All it said was 'No messages found'.

SYSOP: It may be that those new messages which were left are all private or may have been deleted by the users or myself.

USER: I have noticed a '*' in the middle of my name, why is this?

SYSOP: An asterisk in your name or handle means that you have exited the BBS incorrectly. After several of those occurrences, you will lose your access level.

USER: How come there are so many old messages in the message base?

SYSOP: Good question. This is because the users don't seem to feel the need to delete their E-mail after they read it. I would recommend that you delete the messages as soon as you are finished with them. They take up precious disk space that could be used for uploads or downloads.

USER: I use MICKEYTERM and don't know how to use the Xmodem feature for downloading.

SYSOP: Mickeyterm requires the use of the control key, normally the down arrow key, and the number 4 key to start Xmodem receive. Also the control key and the number 3 keys will produce Xmodem uploading. On GREG-E-TERM the control key and the number 1 key will allow downloading, whereas the control key and the number 2 keys will activate uploading.

USER: I sent you a great program using the

Continued on Page 9

NEW MEMBERS

With this mailing, eight (count'em 8) new members have joined the growing family of Glenside. Please welcome with me our newest members;

* Austin (Bud) Utterback Jr. of Lombard has a 64K CoCoII disk system. Bud is using a DWP-210 printer and comes to Glenside through the Radio Shack store in Glendale Heights.

* George Wamsley of Woodstock has a 64K CoCoI disk system. His other CoCo equipment includes a CGP-220 printer and a Model I RS modem. George is a heavy user of OS-9 and comes to Glenside via the Radio Shack Computer Center in Lombard.

* Art Cummings of Schaumburg has a 64K CoCoI & 128K CoCoIII disk system. His other equipment includes a Gemini printer and a modem. Art and his family are new arrivals to Illinois and came to Glenside via Club member Camille Charlier.

* Tony Nowakowski of Lansing has a 64K CoCoII and a 128K CoCoIII disk system. Other equipment includes a SG-10 printer and a Model I RS modem. Tony is the President of the Cook County Color Computer Club and joins Glenside as an exchange member.

* Terry Laitala and his son David of Oak Park have a 64K CoCoII disk system. Other equipment include a DWP-230 printer and both are using and learning OS-9. The Laitala's come to Glenside via the Radio Shack Computer Center in Lombard.

* James Huber of Oak Park has a 16K ECB CoCoI. Other equipment include a DMP-105 printer. James comes to Glenside through his Uncle and new member, Terry Laitala.

* Bill Perrin of St. Charles has a 64K CoCoII and a 128K CoCoIII disk system. Other equipment includes a DMP-105 printer and a US Robotics modem. If Bill's name sounds familiar that's because he was one of the earlier members of Glenside. After taking a CoCo sabbatical, Bill's return will be an added plus to Glenside and the CoCo Community at large. Welcome home Bill!

* Thomas Opiela of Buffalo Grove has a 16K ECB CoCoII tape system. Thomas comes to Glenside through our Club listing in Rainbow and owns a company called Thomas Photography.

Welcome to all. We hope that Glenside will be able to assist you in all of your computer needs.



NO COMMODORE-DOORS

by Tweeter

I am writing this article as quickly as I can before another laughing seizure hits me and I lose control again. In this article will be several quotes from the "Bit Bucket", the Commodore Users Newsletter. Anything taken from the newsletter will be in quotes, so I have not plagiarized anything. YOU ARE GONNA LOVE THIS!

The article is entitled, "Living with your Commodore" (yes, you need a manual to help you 'live with a Commodore'). The article goes on to say that your C-64 could have one of three power supplies, a non-sealed unit or two different sealed units (epoxy), and that any add ons that draws power from the computer put a strain on the power supply as it is barely enough to run the computer. The problem is that the power supply gets hot. "Hot enough to keep coffee about right". Now, this is great if you are a coffee fiend and need the hot java to keep the binary juices flowing, but I take my caffeine cold and this does not appeal to me.

Well, what do you do about this, you ask? I'm glad you asked. First the cheap fix. "Sit your power supply on an aluminum pie pan." That's right, and if you are really ingenious you can do some baking at the same time. For the medium fix, "mount L-brackets on the side of your computer desk. This allows maximum air flow around the power supply". While your taking a little break from computing, blow on it, couldn't hurt!!!

The expensive fix is "a small white room air freshener that you can sit your power supply on top of. You can get them at Super D for about \$6.00. They freshen the room too!" Now leave it to the Commodore folks to come up with a computer-air freshener, the next thing you know, they will have a computer-lawn mower.

The article goes on to tell you how you know if your power supply is failing. The first indication is "the computer is completely dead" (I'll bet that one is in the Commodore manual). The second indication "is that the power light dims and brightens or seems to have a mind of its own like, jumping to the graphic screen or the opening page. It can even cause a lot of load errors" (I'll bet). And the fix for all these things? "Put it in the freezer" (I did not make that up, look again, its in quotes).

This is technology at its finest. There is no way us CoCo users can top this, and I'm glad we don't have to. I want to leave you with the final sentence of the Commodore

Article. I do not recommend this for the weak or if you have just eaten.

"Commodore is still one of the most successful and powerful computers you can buy for the money. Don't you just love-em?" (&*&#).

Tweeter

The above article was re-printed from THE PMODE 4. The official publication of Memphis Color Computer User Group - Memphis, TN.

OVER THE RAINBOW

by: Floyd the Night Editor

The March issue of Rainbow is always their BUSINESS issue. To some, this is the issue you wait a very long year for while others find it to be a suitable pillow or table prop! Regardless of what side of the fence you are on, there was some news, information and programs worth noting. To start off, the program called JOKER POKER by Robert Brimmer really caught my fancy! I am a BIG fan of games of chance and this program is quality. It's designed for the CoCoIII and uses the new screen layout and color palettes well. The business programs called, STOCK & GRAPH by Mark Evans has a lot of features that professional programs of this nature do not include. I found these programs easy to understand and use. Now all I need is the investment money and these programs could really sing! The pick of the litter for programs in this issue has to be the program called, GPARTY by Dale Collins. This is a JEOPARDY type game allowing up to 10 players to compete. The hardware you need to build is simple and inexpensive and takes no time to complete. As far as I'm concerned, anyone who can design a program that allows up to 10 players to play, uses Margarine Tubs as buzzers and uses a sea of speaker wire gets my vote as 'Hardware Hacker of the Year'. NIGHT EDITORS NOTE: Make sure that the Margarine Tubs are empty and washed out! Lastly, you have to admit that the CoCo Gallery is really looking GREAT! The CoCoIII pictures are something to see and are showing off the graphics of the CoCoIII very well.

A final note about Rainbow: For the past few months, Rainbow has been using their CoCo Cat as a public service announcer on the war against drugs. The staff of CoCo-1 2 3 applaud this action and congratulate Rainbow on taking this stand. This is the kind of social awareness that too few magazines fail to address. Because of this stand, this publication will join Rainbow in the war against drugs and create our own public service spokesperson. Again Rainbow, KEEP UP THE GREAT JOB!

A PEEK AT OS-9

by Ed Hathaway

When someone mentions OS-9 do you suddenly crawl into a hole and hope they make it short? Well, your not alone and at times that cavern must get a little crowded! Ever since I bought my first CoCo, I have always tried to keep up with the computing crowd. For the most part I have been successful but then came the OS-9 Operating System. I have to admit, at first OS-9 really had my hands tied. Even today I truly don't understand nor comprehend the full power of the OS-9 Operating System, but that's alright! Because there are allot of other people who do, and can either explain or design what I need. On top of that, there is 'ready to run' software out there under OS-9 that is very 'user friendly'. A few simple key strokes to get the program running and it becomes as easy as Singing Along With Mitch! What I'm hoping to do in this column is to explain to all you folks in that cavern that OS-9 is not just another three letter word! First, a word to all you experts or future experts of OS-9, this column will not be for you. You have a handle on OS-9 and we have published articles in past issues geared to you. All this column will be designed to do is hopefully reduce the growing fear of the unknown about OS-9.

Let's get started and talk a little about what an Operating System is. The name 'Operating System' is simply a means to 'operate' your computer and connected hardware. Most personal computers have an Operating System built into it in chip form. Putting 'operating' information in a chip is a way to allow the computer to work in an AS IS format. The CoCo offers two types of chip operating systems, Color Basic or Extended Color Basic and Disk Extended Basic. These formats are known to us all because they are built into the computer or disk controller. It's there everytime we power up and to make the computer work, we learn the commands of 'operation'. For the most part these commands are easy to understand, use, and provide access to the hardware and software designed around these commands. Most of us find this kind of 'operating system' all we need to perform our appointed computer tasks. However, because these 'operating systems' are in chip form, they are limited and difficult at best to up-grade or customize to your personal needs. This is but one reason why external 'operating systems' like OS-9 were designed. When you think about it an external 'operating system' makes allot of



sense. Putting 'operating' commands on a disk, frees up the computer to perform what it was designed to do, COMPUTE! It also frees up the memory that chip 'operating systems' require. That's why when you use OS-9 with a CoCo disk system, you have more available working memory. Also, by putting 'operating' commands on disk, frees up the computers process time. Simply put, a BACKUP function on OS-9 is only used and brought into the computer when you call it up. With a chip 'operating system', the BACKUP function is always there and every program you run must pass through this command whether you need it or not.

Probably one of the best known and widely used 'operating systems' for personal computers is MS-DOS. Yes, MS-DOS is an 'operating system', not a computer! It stands for MicroSoft Disk Operating System and has become the computer industry standard 'operating system'. This is not to suggest that MS-DOS is the best, just the most widely used. If you mention MS-DOS in Japan, don't be surprised if you receive a blank look in return. For years, computer people in the Far East have been using a form of OS-9 as their 'operating system' of choice. Also, don't be surprised when you see Big Blue introduce their own form of OS-9 in the very near future. Some of the leading computer experts are saying that OS-9 will be the 'operating system' of the future, WORLD WIDE!

Next month we will talk about the ease of using OS-9 as an 'operating system' and some programming that is already designed around it.

Ed Hathaway, a Marketing Account Executive for a national publishing company is the President and Newsletter Editor for the Glenside Color Computer Club.

TID-BITS

* If you have a CoCoI&II with a video driver added on or a CoCoIII check out the following. The video single that these drivers send out is the same video single that your VCR can except. This will allow you to do a number of things that you might not be aware of. Plug your RCA jacks from the CoCo into the Video and Audio in of the VCR. Turn on the computer and start up the TV and VCR. The single from the CoCo will show up on your TV. By putting a video tape in the VCR and pressing play and record, you can capture your software in action on tape. Also, this type of hook-up is alot neater then hooking up the CoCo to the back side of the TV. Not only that, using this hook-up will eliminate most of the RF interference you get from the back of the TV hook-up.

* Because we are in a weather pattern of very dry air, you are probably walking around your house avoiding anything made out of metal. It's the STATIC DISCHARGE time of year. To best protect your computer equipment from going 'down-under' due to STATIC ELECTRICITY, do the following: Go out and buy an Anti-Static pad at any computer store and USE IT! STATIC DISCHARGE can zap the life out of a disk, computer chips and make life in general a bear. Protect your computer investment and computer time. Anti-Static pads will not send you to the poor house, a new computer system might!

* If you have not cleaned your disk drives or the drive heads lately, NOW is a good time. Cleaning a drive is very easy and will save you a world of hurt in the long run. Most Radio Shack stores sell a Disk Drive Cleaning Kit for around \$7.95 (Cat. #26-408). We have in the Club Library a program you should run while cleaning your drives with this kit. It will allow the drive heads to 'travel' and does a much better job of cleaning then just creating an I/O command as the Kit instructions state.

* Following is a list of NEW CoCo software that is (or will be) available from Tandy;

Winnie the Pooh	Donald Duck's Playground
Cave Walker	Rescue on Fractalus
DeskMate 3	Koronis Rift
OS-9 Level II	Multi-View
Phantomgraph	TS-Spell
Zone Runner	Color Computer 3 Artist
Rogue	OS-9 Development System
Color File II	Color Scripsit II

* Radio Shack stores have a special deal on their old style single sided Disk Drives (Cat #260-3029). This drive comes complete with controller and cable and is available for \$100.00! There are a few guide lines you must follow in order to take advantage of this great deal. 1) Talk to a salesperson and NOT the store manager. 2) ASK FOR IT by the above Cat. number and mention that it is on the 'SPIFF LIST'. These drives are an unadvertised close-out and the salesperson (not the manager) makes a higher percent of commission selling anything or their 'SPIFF LIST'. *Information sourced from Delphi*

1987 CHICAGO RAINBOWfest

To all of our out-of-town readers the map on the following page should help you to find the Hyatt Regency Woodfield. Included on the map are other points of interest you might consider visiting during your Chicago RAINBOWfest stay.

* The Hyatt Regency Woodfield is located on Golf Road (Rt#59) in Schaumburg, Illinois. It is right across the street from the worlds largest shopping mall, the Woodfield Mall Shopping Center. The mall has four major department stores, Sears, J.C. Penney, Marshall Fields and Lord & Taylor along with a host of other local and national speciality shops.

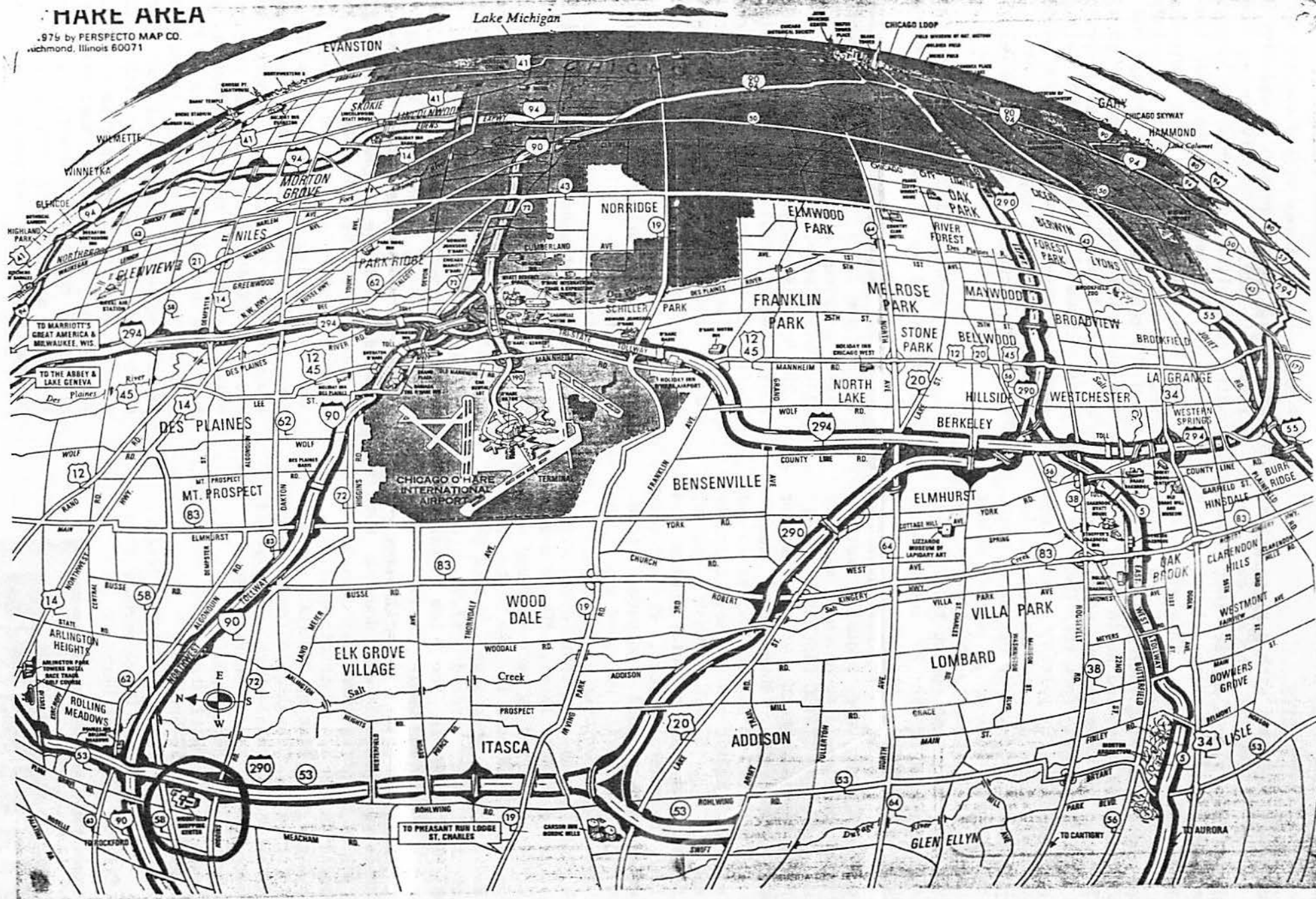
* The outer drive of the mall has movie theaters, restaurants and service stations. Not to far from the hotel & mall are super markets, more restrants, more service stations and an array of additional shopping plazas'. All of these services are on the same road (Golf Road) as the hotel.

* O'Hare Airport is only 20 minutes away and downtown Chicago (The Loop) is roughly a 45 minute drive from the hotel. Both can be reached using the Northwest Tollway (I-90). If you are driving in, the Hyatt Regency Woodfield is right on the corner of I-290 and I-90. Also, for you drivers and sport fans, WGN-720AM is the Cubs station, WMAQ-670AM is the White Sox & Bulls station and WBBM-780AM is the Blackhawk station.

* At the Club booth at RAINBOWfest, we are hoping to have discount coupons to different restrants and events going on around the Hyatt Regency. There will be a host of other items available at the Club booth, so please stop on by and pay us a visit. If you have any questions or need more detailed directions to find the Hyatt, call me, Ed Hathaway at (312) 462-0694 any time between 5:30pm to 9:30pm. See you all in Chicago.



.975 by PERSPECTO MAP CO.
Richmond, Illinois 60071



<A>SCII XMODEM. You told me it didn't come across. I thought that Xmodem was error free.

SYSOP: Xmodem is 99% error free. It is possible that the file you sent was not in ASCII format. It might have been in compressed BASIC, the normal way you save a file to disk. Next time save the file in ASCII by specifying the "FILENAME/EXT",A. The A option tells your disk system to save it in ASCII. If you find this a hindrance, just specify asic Comp. Xmodem next time you upload and the file will be saved correctly on the BBS' disks.

USER: When I logon I have to type my ID code again, why is this?

SYSOP: Sometimes garbage characters can be placed somewhere in the ID code string. Since the BBS doesn't echo the ID code back for security reasons, you would never know if the code is correct or not. If you have to enter it in more than twice, odds are you have entered the wrong code or the phone line connection is just too noisy.

USER: After I call, there is a wait before the BBS starts up, what should I do.

SYSOP: Nothing, the system maybe in the process of re-booting itself. There also is a little time before the BBS starts when it receives a carrier. Make sure that you don't touch the keyboard until you see the ID code prompt, it is possible to place those garbage characters in the logon code.

USER: I left an ad in the advertisement section of the BBS. It paid off, I sold my items fast. Now people are still calling me about those items. How can I delete that ad?

SYSOP: You cannot delete the ad. You will have to leave me a message so I may delete it for you.

USER: I left you a message about a week ago and I have called several times and have not had a reply to it. I know you are there, why don't you respond? I left it to 'DAVE'

SYSOP: That is the problem. I am known as the SYSOP on the BBS system.

USER: When I use the <N>ames section on the BBS, it lists the userlog. However, it only shows the names of certain people and displays them several times. Why is this?

SYSOP: That feature is really a tracer option designed for the SysOp. It will tell me which users have called the system and will also tell me what each user did on the system. So it depends on who calls the system each day, and how many times they call during that day.

If anyone has any ideas for the BBS, please leave E-mail and we will discuss it. Thanks

to all users who have uploaded programs to the BBS.

Special thanks to Co-SysOps Paul F.Covello and Tony Belehraddek.

David Barnes is a self-employed contractor for major department stores. He is Vice President in charge of telecommunications for Glenside. His hobbies are bass fishing, handgunning, photography, and Color Computing.



CALL
This is a
Colorama Board
supported by,
THE GLENSIDE COLOR
COMPUTER CLUB
SYSOP: DAVID BARNES
312-307-1519

MONITORS

ZENITH

123A 12"

-SPECIAL-
1/2 HEIGHT CASE &
POWER SUPPLY \$39
FULL HEIGHT CASE &
POWER SUPPLY
\$29.50

This 12" green screen high resolution monitor offers 80 column capability, Zenith quality and a 30 day warranty valid at any of Zenith's 1200 locations.

Retail \$149 **\$67⁵⁰**
Our price (S7 shipping)

122A Zenith 12" Amber Screen offers the same 640 dots x 200 dots resolution at 15MHz as the 123A and a 90 day warranty valid at our 1200 locations.

\$88
(S7 shipping)

Closeout Specials — only 14 in stock. We have a limited number of lesser known color monitors that have been discontinued but are brand new in their original boxes.

\$149
(S14 shipping)

141 Roland 13" Color Monitor with speaker, 270 dots x 200 dots resolution, 4 MHz band width.

\$217
(S14 shipping)

131 Zenith 13" Color Monitor has medium resolution with speaker and RGB jack.

\$168
(S14 shipping)

All monitors require an amplifier circuit to drive the monitor and are mounted inside the color computer. They attach with spring connectors, with two wires extending out of the computer, one for audio and one for video.

VA-1 for monochrome monitors only, fits all color computers

\$24⁴⁵
(S2 shpg)

VC-4 for monochrome or color, fits all color computers

\$39⁴⁵
(S2 shpg)

Howard Medical Computers
(312) 278-1440

**** FOR SALE ****

* MASTER KEY II w/EXTENDED CABLE. This is the baby that has brought many copy protected programs to their knees! Asking \$95 - Contact Tony Belehradec at (312) 788-2805

* SPEECH SYSTEMS STEREO PAK. Asking \$25 - Call Orville Prehn at 690-0318

* IBM SELECTRIC 2 - PRINT WHEEL TYPEWRITER. 5 years young, just cleaned and adjusted. This typewriter prints 132 characters and is in perfect condition. Asking \$225.

* DMP 110 - RADIO SHACK DOT MATRIX PRINTER. 1 year young and in perfect condition. Uses 9.5 by 11 track paper. Asking \$200. CALL CAMILLE CHARLIER AT 893-0162 AFTER 4:30pm.

* AVATEX 300 BAUD MODEM. This is a direct connect modem compatible with the Color Computer. There are a few left at \$28 so place your order today. CALL JOHN CHASTEEN AT 860-2580

* Complete CompuServe Starter Kit with \$25 of FREE on-line time. This is a \$40 retail package, sale price \$25. Call RICH EKSTROM at 885-2573.

* DISTO - DISPLAY 80 SUPER CARD. Complete add-on board w/80 column; Real Time Clock & Parallel Printer Interface. Also, comes w/Basic & OS-9 Drivers. Asking \$50 (advertised price is \$139.95). Call RICH EKSTROM at 885-2573

* 64K COCO 2: HIGH PROFILE KEYBOARD, w/MANUALS & HOOK-UPS CALL CARL DIRECT @ (815)568-6746

* CGP 115 W/ DUST COVER CALL LARRY PANTYKA (312)837-4201 ASKING \$30.00

*****SKYHAWK ENTERPRIZES*****

CUSTOM E-PROM BURNING

SUBMIT YOUR BINARY FILE

(READABLE BY TRS-80 COCO, TAPE OR DISK)

SPECIFY E-PROM TYPE


(2716, 2732, 2764, 27128, 27256, 68766)

CALL TONY PODRAZA AT (312) 428-3576

FOR CURRENT CHIP PRICES

IF YOU HAVE YOUR OWN CHIP, WE WILL

ERASE, BURN, AND VERIFY FOR ONLY \$5.00



////////////////////////////////////

FOR SALE

64K - CoCo II

4 months old - \$80

CGP 220 Color Printer \$210
Banana Gorilla Dot Matrix Printer
w/Parallel Printer Cable \$70 (new)

300 Baud Modem w/CoCo Cable \$35
CoCo Touch Pad \$20
1 Kraft Delux Joystick \$20
1 Wico Joystick \$20

J&M Disk Controller (DC-4) w/Parallel
Printer Port; JDOS & RS-DOS; 1/2 Height
Double Sided Drive w/case \$250
1/2 Height Double Sided Bare Drive \$90
Radio Shack Disk Controller \$50

Assorted Rom Paks

Dragon Fire Wildcatting Roman Checkers
BridgeTutor DragonQuest Audio Analyzer
CastleGuard Art Gallery Gomoku & Renju
Color Scripsit & MORE. All for \$60

FOR ANY OR ALL ITEMS CALL

Les Jones at 323-3280

Richard Skrydlak at 968-0989

////////////////////////////////////

Color Computer 3 System

\$600.00

128K-CoCoIII, Multi-Pak (upgraded), RS Disk
Controller, 2 Double Sided TEAC Drives,
Tandy 300 Baud Auto-dial modem, Tandy Stereo
Pak, Tandy Speech/Sound Pak & 4 Game Paks.
System also includes, OS9-Ver 2.0, OS9-C
Compiler, OS9-Pascal Compiler, OS9-Basic 09,
Cash Budget Manager, Profile, Edtasm,
Pegasus & about 20 disks filled with games &
utilities. All are original and come with
manuals. In addition, I will include a fi
CoCoII. If interested, I will toss in a 32K
Model 100 portable computer for an extra
\$50.

CALL - DAVID HLAVAC AT 719-1888

FEBRUARY MEETING REVIEW

The big question I asked in last months Newsletter about the February Meeting was, "Will a free-for-all work for a computer club meeting?" The answer is a very loud Y. The response we received back for you was overwhelmingly in favor of having this kind of format again... For those who missed the meeting here is a brief rundown of what took place;

Ken Johnson brought his Tandy 2000 and his 'I look like a Model 3 but I'm really a CoCo computer'. He was showing us some program applications under MS-DOS with the 2000 and OS-9 using a hard drive on the CoCo.

David Barnes had the Club BBS up and running and was showing some of the BBS operations and special features he has in place.

Rich Ekstrom had his CoCoIII and the Magnavox Professional RGB monitor showing off some of the graphic software for the III.

Tony Podraza was showing us how to burn an EPROM chip and talking about some of the features a custom DOS will give you.

George Henry had PACKET RADIO operating with a CoCo and showing us some of the neat things that PACKET RADIO offers. Look for George to give a more detailed presentation on PACKET RADIO at an up coming meeting.

Hathaway was showing CoCoMax II off and going through some of the highlights this program offers.

Lastly, there were QUESTIONS! Allot of you brought your questions with you and went home with answers... GREAT!

The reason we had a meeting using this kind of format was to get ideas from you for future product presentations. I believe the interest level was such that we were able to get at least 6 months worth of presentations out of this one evening. Thanks to everyone who came to the February meeting. Also a very special thanks to the members above who brought their computer rooms to the meeting. We had a BIG winner at the meeting. Greg Pietrucha won the raffle for a CoCoIII. Thanks to everyone who bought a ticket, it was allot of fun!

MARCH MEETING REVIEW

OK boys and girls, the March meeting will be the now famous 'GAMES AWAY' showing. This is the meeting where we call out to the club gamers and ask them to give us their best shot! The meeting will be games, more games and nothing but games. So dust off your magic decoder ring, bring your kids or your kids at heart because 'GAMES AWAY' is designed around FUN!

P.S. I can't think of a better type of meeting presentation to have going into RAINBOWfest. The games you see at the meeting will probably be the games you buy at RAINBOWfest.

In addition to all the game playing, David Barnes will be zapping all of our pretty faces. It's been far to long since we last did a Club picture and just before RAINBOWfest is perfect!

MEETING ANNOUNCEMENT

As a reminder, our next club meeting will be on March 12th. For visitors, we meet at the Glenside Public Library in Glendale Heights. The Library is located on 25 W. Fullerton Ave. and we start our meetings at 7:30pm. Our meetings are open to all TRS-80 computer owners and users. For further information call either Ron Steinberg at 307-0466 or Ed Hathaway at 462-0694. See you in March.

* NOTICE: Materials contained herein may be reproduced in whole or in part unless otherwise indicated. Please quote source as
GLENSIDE COLOR COMPUTER CLUB of ILLINOIS

Editor: Ed Hathaway



Contributing Writers: Keith Gerue
Floyd
Joe Register
Ron Steinberg
David Barnes
Ken Johnson

Graphics & Designs: Second City Software
Glenside Color Computer Club's CoCo-1 2 3 is published monthly. Subscriptions to non-members are available for an annual fee of \$12. Make checks or money orders payable to Edwin C. Hathaway, and mail to 8W. Stevenson Dr. Glendale Hts., IL 60139. All subscriptions will begin with the next available issue.



Hyatt Woodfield
Schaumburg IL

John (Tony) Podnaza
119 Adobe Circle
Carpentersville IL 60110



Location

Glenside Public
Library
Fullerton Ave.
Glendale Hts, IL
7:30 to 9:30pm

call: 462-0694
for more
information

Monthly meetings every **SECOND THURSDAY**